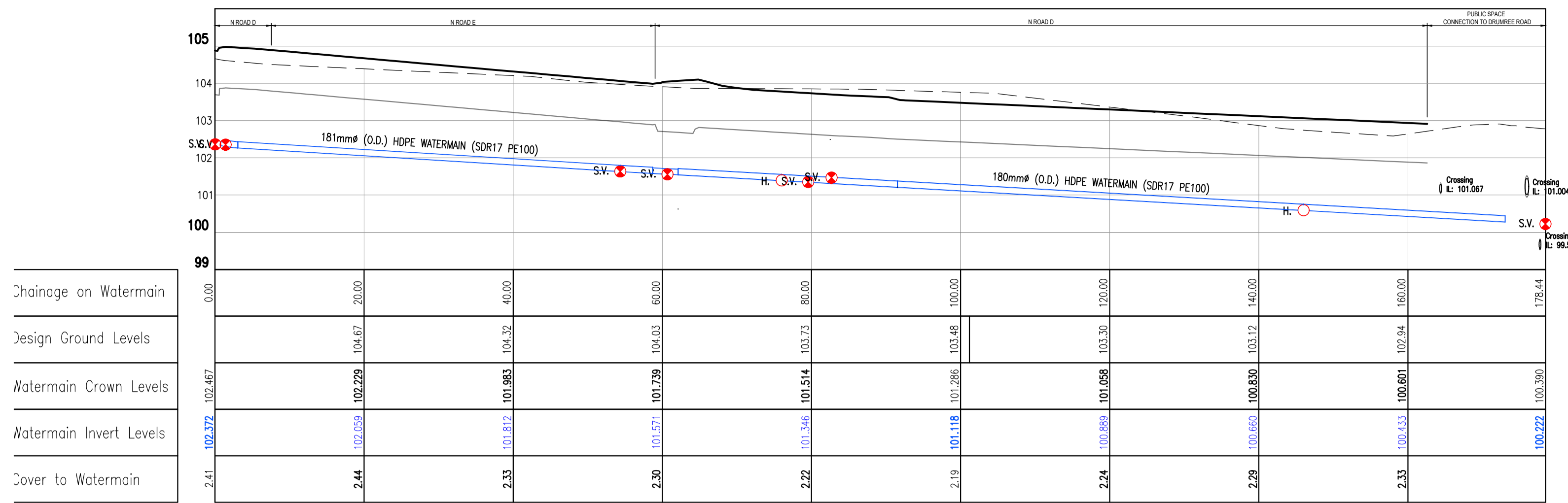
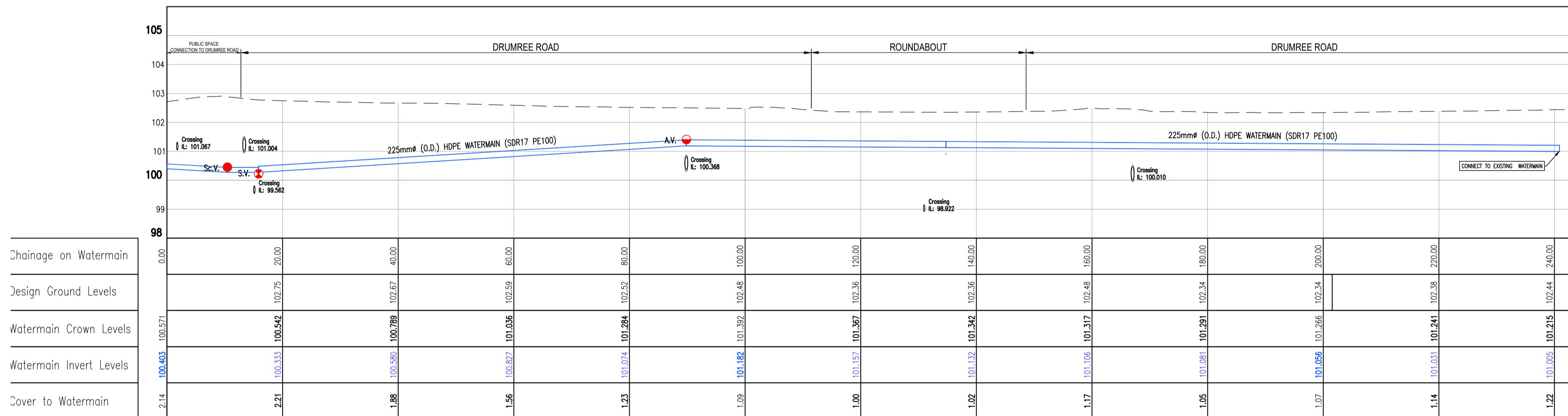


NOTES:

- DO NOT SCALE. USE FIGURED DIMENSIONS ONLY.
- THIS DRAWING IS TO BE READ IN CONJUNCTION WITH ALL OTHER RELEVANT ARCHITECTURAL AND ENGINEERING DRAWINGS.



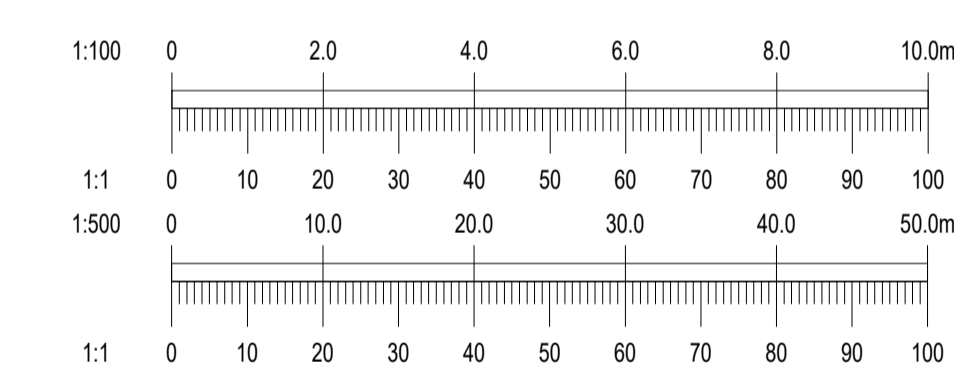
LONGSECTION 12-081A - 180MM ROAD E LINK  
H-SCALE 1:500 V-SCALE 1:100



LONGSECTION 12-081A - 225MM DRUMREE ROAD  
H-SCALE 1:500 V-SCALE 1:100

**LEGEND**

- DESIGNED GROUND PROFILE
- EXISTING GROUND PROFILE
- 1200mm COVER
- Sc.V. SCOUR VALVE
- A.V. AIR VALVE
- S.V. SLUICE VALVE
- H. HYDRANT
- PROPOSED WATER PIPES
- CROSSING PIPES



~	02/10/20	SHD APPLICATION ISSUE	MK	IS
REV.	DATE	AMENDMENT	DRN	APPD

STATUS **FOR SHD APPLICATION**

**Waterman Moylan**  
Engineering Consultants  
BLOCK 5, EASTPOINT BUSINESS PARK, ALFIE BYRNE ROAD,  
DUBLIN D03 H3F4 IRELAND. Tel: (01) 664 8900  
Email: info@waterman-moylan.ie www.waterman-moylan.ie

CLIENT **CASTELTHORN CONSTRUCTION ULC**  
 ARCHITECT **O'MAHONY PIKE ARCHITECTS**  
 PROJECT **PROPOSED PHASE 2 RESIDENTIAL DEVELOPMENT AT DUNSHAUGHLIN, CO. MEATH**  
 TITLE **WATERMAIN LONG SECTIONS SHEET 2 OF 6**

DRAWN MK	DESIGNED KV	APPROVED IS	DATE OCT. 2020
SCALE AS SHOWN @ A1	JOB NO. 12-081A	DRG. NO. P321	REVISION ~